


TOGE TSM High Performance

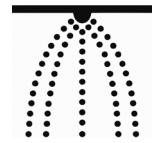
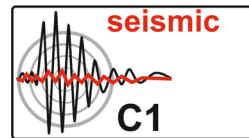
Allrounder Betonschraube - für starke Lasten

Edelstahl A4 LT

Ausführung mit Linsenkopf und TX Innenantrieb



Größe 6 Kopf-Ø 15,0 mm



Artikelnummer	Bezeichnung	Bohrlochtiefe $h_{01} / h_{02} / h_{03}$	Verankerungstiefe $h_{nom1} / h_{nom2} / h_{nom3}$	Maximale Befestigungshöhe $t_{fix1} / t_{fix2} / t_{fix3}$	Verpackungseinheit
722 006 050	TSM 6x50 P VZ30 A4 LT	40mm / 50mm / -	35mm / 45mm / -	15mm / 5mm / -	100
722 006 060	TSM 6x60 P VZ30 A4 LT	40mm / 50mm / 60mm	35mm / 45mm / 55mm	25mm / 15mm / 5mm	100
722 006 080	TSM 6x80 P VZ30 A4 LT	40mm / 50mm / 60mm	35mm / 45mm / 55mm	45mm / 35mm / 25mm	100
722 006 100	TSM 6x100 P VZ30 A4 LT	40mm / 50mm / 60mm	35mm / 45mm / 55mm	65mm / 55mm / 45mm	100